


---

# Helvetas' Performance Indicators

---



Author: Kai Schrader  
Evaluation & Learning

# Why Monitoring & Evaluation (M&E)?



## Development approaches



## Do we reach the disadvantaged?



**2016 ANNUAL REPORT**

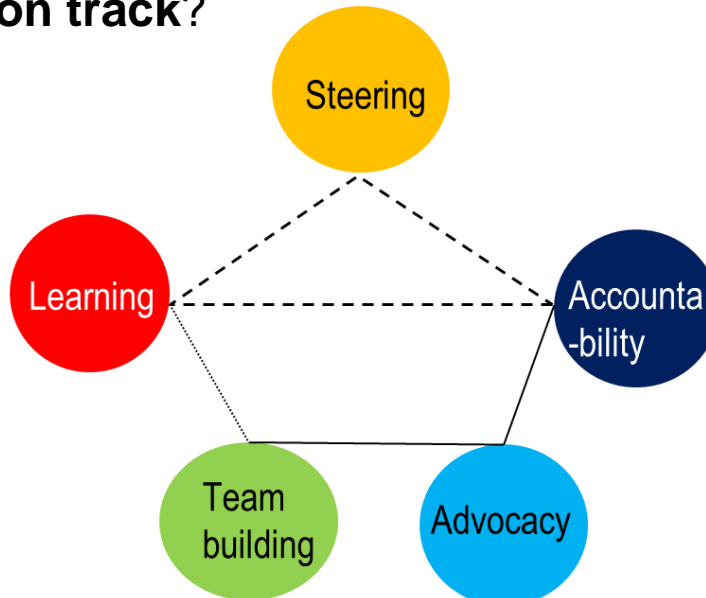
**HELVETAS** Swiss Intercooperation

- 378,290 people gained access to clean drinking water.
- 577,283 people attended training and workshops to improve the yield of their farms in sustainable manner.
- 1,843,305 people got improved access to markets, hospitals and roads. Thanks to bridges and roads.
- 430,302 people benefited from better farm/institutions of their farm products.
- 101,088 people received services to combat their illnesses.
- 350,299 people attended courses at which they learned about their and others' needs and preferences, discussed activities, habits, migration and peace building.
- 470,751 people attended or will do so within structured primary schools or training courses.
- 54,252 people attended vocational colleges or trainings.
- 592,282 people have gained access to land and forests under program. Beneficiaries to adapt agricultural practices to the effects of climate change.

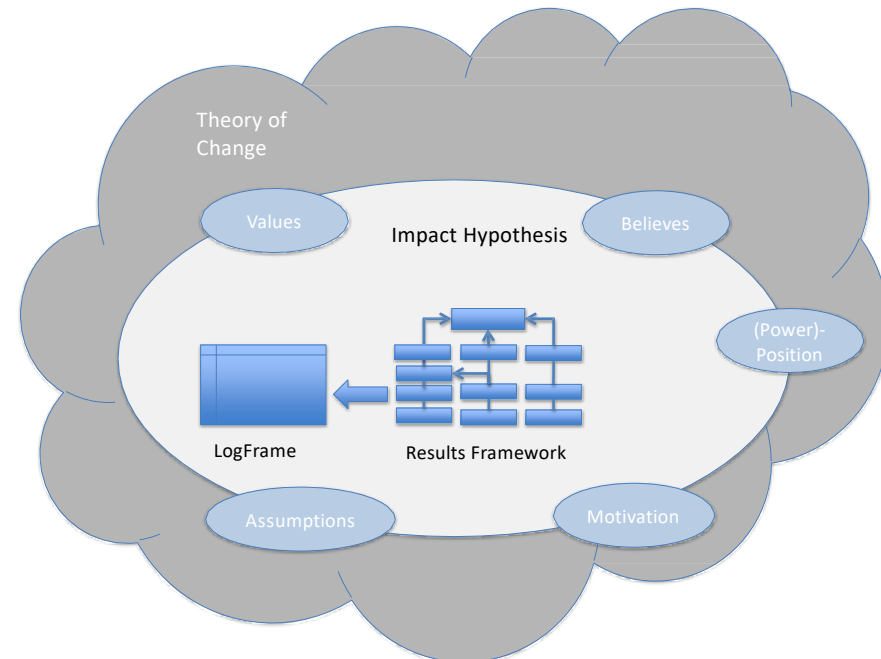
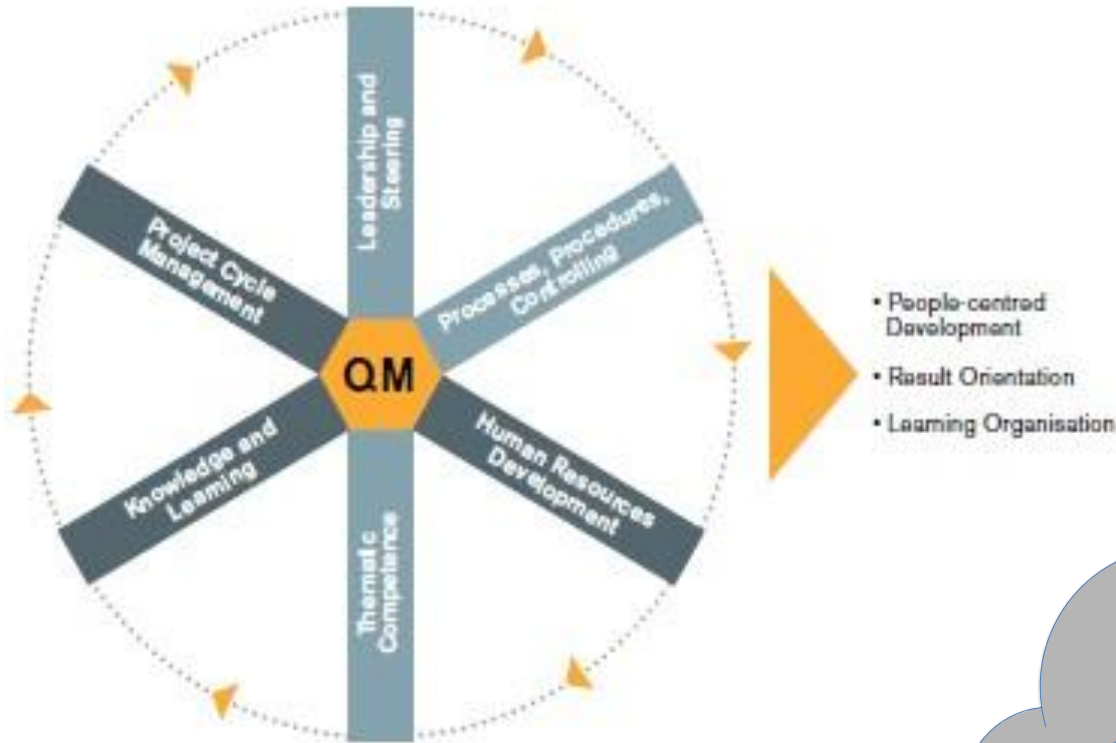
**A BETTER LIFE FOR 3,787,830 PEOPLE**

# M&E has different goals...

- It provides information we need to understand: what happens, how, why etc. It is the **basis for learning**
- In a permanent changing system (societies, markets, agriculture...) updated information is needed in order to take timely decisions: **are we still on track?**
- Growing competition in the development sector forces us – fortunately – to show that **we do an excellent job** and achieve our goals, that we are competent and our approaches are the right ones
- Finally, M&E makes us interact in the team and with the partners, it is a means of communication and **team-building** and contributes to creating **ownership**



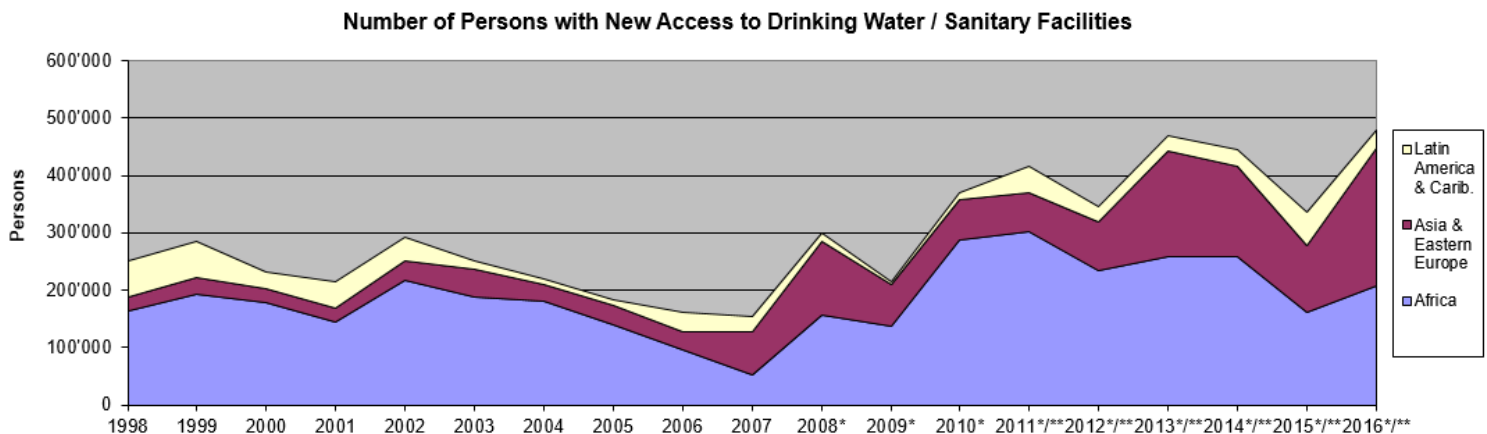
# Quality Management & Hypothesis check



# Performance Indicators: Background



- Commonly defined and **standardized corporate indicators**
- Progress in **working fields**
- **Sex & DAG disaggregated**
- **Annually** measured at project level
- **Aggregation and comparison** between countries and regions, and also over time
- **Output-orientated** (quantitative achievements)
- Serve for **reporting** (upward accountability)
- General overview for **strategic steering**
- **One component** of the internal M&E / MIS system
- Complemented by project- and country programme-**specific indicators**
- For **learning and impact measurement**, Helvetas uses other tools (country strategy reviews, program and project evaluations, impact studies, capitalizations...).



Long-term trends:  
Up to 19 years!

# Total Persons Reached (sample)



Working Area	Working Field	Indicator	2015	2016
WIN	WAS	Number of people who got direct access to water from a newly built or rehabilitated source / to sanitary facilities which were newly built or rehabilitated.	335'421	479'356
	WFF	Number of farmers who enhanced their productivity and income by means of efficient water use / who were trained in efficient water use for agriculture.	101'481	35'082
	RAC	Number of people who benefitted directly from the new or repaired bridges, access roads, ways or footpaths.	1'296'228	1'143'305
SDE	VSD	Number of apprentices and students who attended a vocational education or training / who found new or additional employment.	37'907	54'252
	BED	Number of pupils who participated in basic education in a school or institution supported.	39'206	166'848
		Number of people who have successfully completed a literacy/numeracy course.	6'000	3'903
REC	SAG	Number of people reached by Sustainable Agriculture activities.	525'993	542'201
	VCH	Number of people reached by Value Chain activities.	263'180	420'202
ECC	NRM	Number of people who have assured access, use and management rights over natural resources.	431'085	440'722
	CCH	Number of people who have carried out activities to improve their adaptive capacities to climate change or reduce disaster risks.	185'929	151'660
GOP	LDG	Number of people who attended a course on governance, decentralisation/democratisation or local administration.	52'269	63'817
	CTR	Number of people who have attended an event or course on peace building, conflict management/transformation, trauma and stress management.	18'886	45'825
	PPP	Number of people who have attended an event or course on their civic rights and duties.	175'760	14'992
		Number of migrants who attended an information or training session or were supported on safe migration as part of projects in the migration field.	147'837	223'031
CUL	Number of artists supported.	449	2'634	
<b>Total Persons Reached</b>			<b>3'617'632</b>	<b>3'787'830</b>

# Process: Plausibility Check (sample)

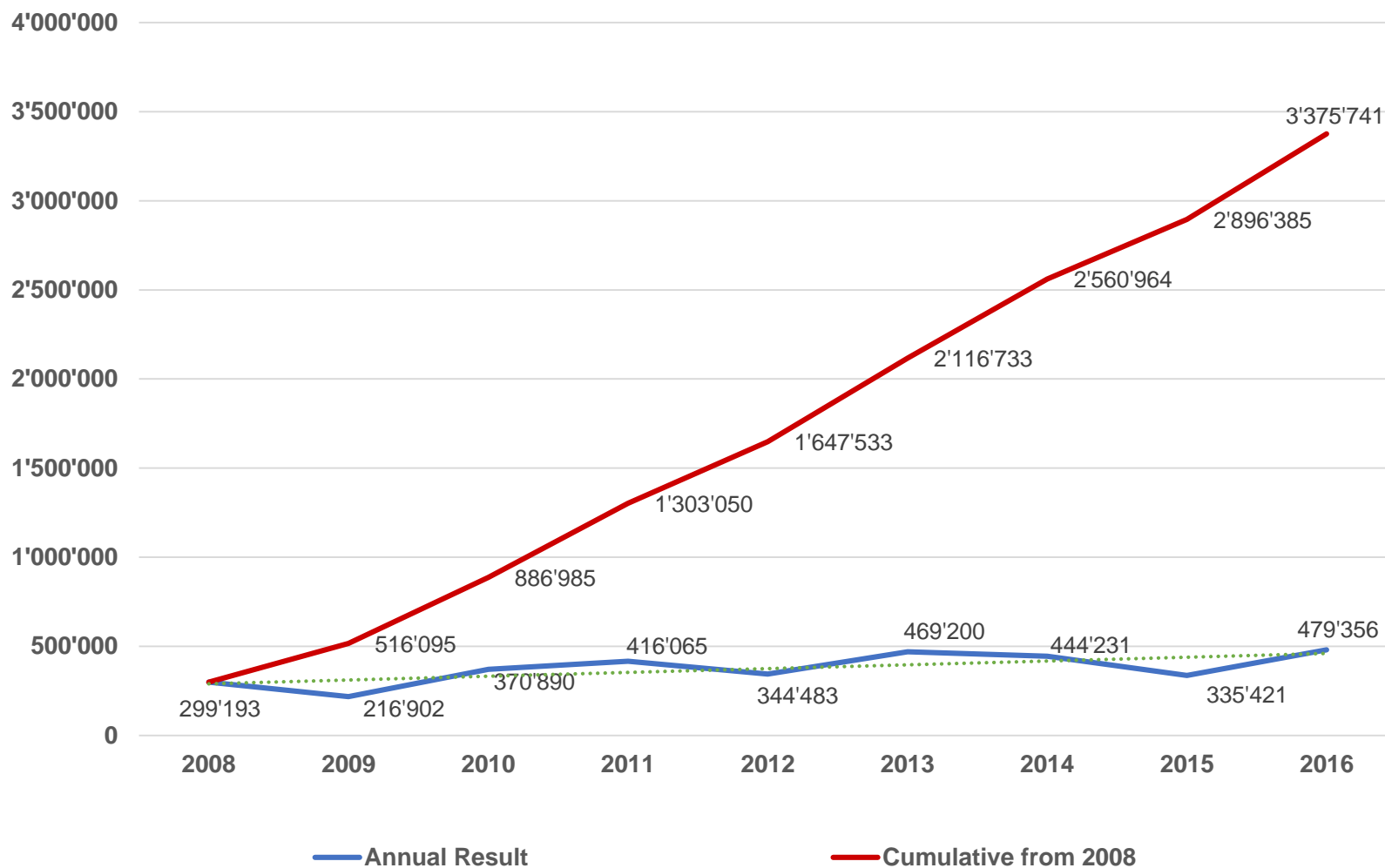


Performance Indicators 2016		Results				Questions / Checks	Analysis			
Indicator Name	Unit	2015		2016			Total		Disadvantaged	
		Total	Disadv.	Total	Disadv.		Change 15-16 Total	% Change Total	Change 15-16 Disadv.	% Change 15-16 in Disadv.
Number of people who benefitted directly from the new or repaired bridges, access roads, ways or footpaths.	Females	214'343	170'709	95'973	76'778	Explain	-118'370	-55%	-93'931	-55%
	Males	195'749	155'923	89'513	71'610		-106'236	-54%	-84'313	-54%
	Total	410'092	326'632	185'486	148'389		-224'606	-55%	-178'243	-55%
The number of pupils who participated in basic education in a school or institution supported by HELVETAS Swiss Intercooperation or partner organisation.	Females	7'854	7'854	12'955	12'955		5'101	65%	5'101	65%
	Males	8'641	8'641	15'119	15'119		6'478	75%	6'478	75%
	Total	16'495	16'495	28'074	28'074		11'579	70%	11'579	70%
The number of pupils who have successfully completed basic education in a school or institution supported by HELVETAS Swiss Intercooperation or partner organisation.	Females	4'094	4'094	2'021	400	Completion rate low! (compare 221)	-2'073	-51%	-3'694	-90%
	Males	4'005	4'005	1'234	250		-2'771	-69%	-3'755	-94%
	Total	8'099	8'099	3'255	650		-4'844	-60%	-7'449	-92%

After project data collection via the PI template and compilation of all project data at HO, the figures for each country are checked for plausibility:

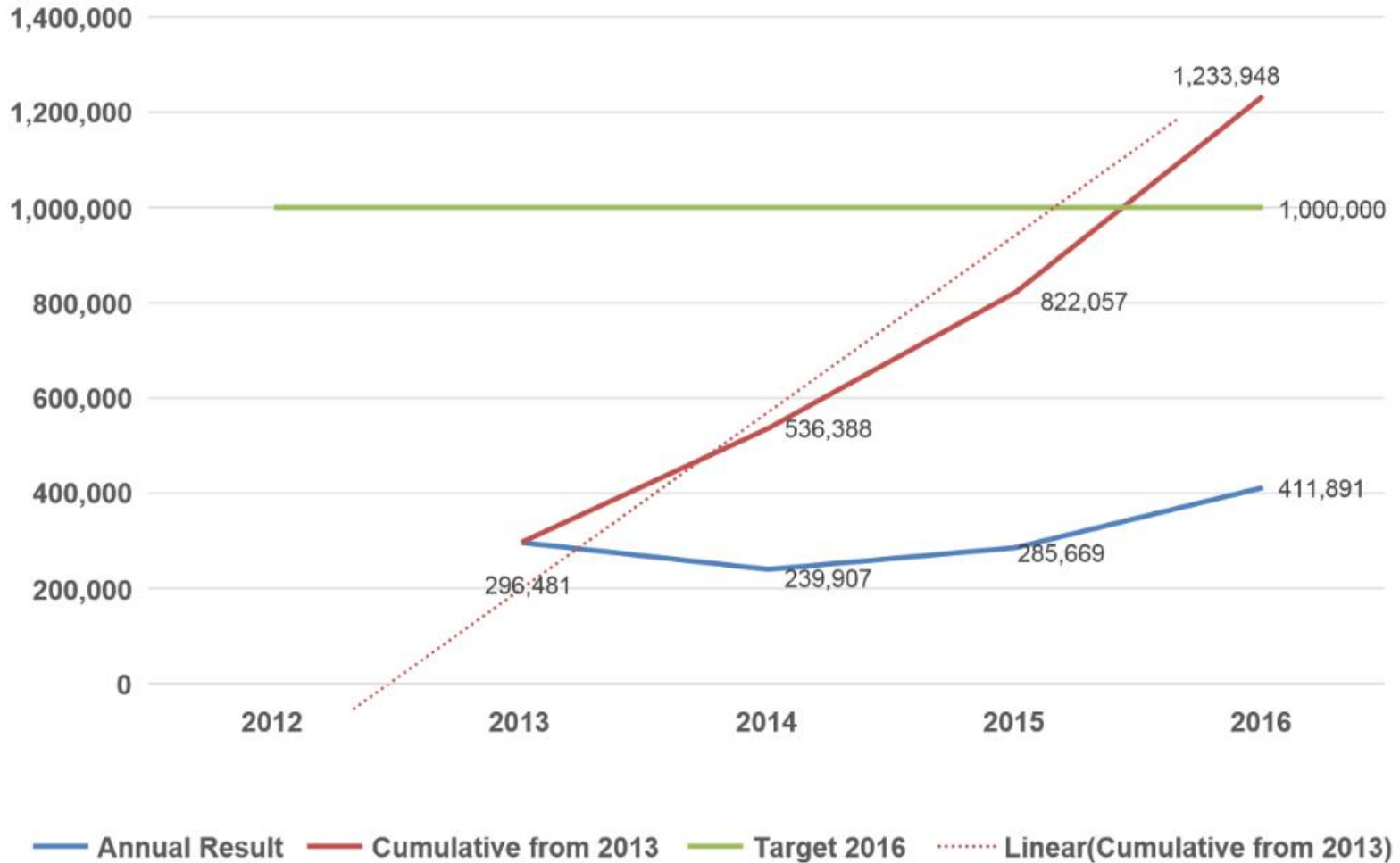
- Changes against the previous year
- Changes in share of female persons or disadvantaged persons
- Consistency of indicator figures with hierarchical logic of indicator set

# Aggregation: Access to Water/Sanitation





# Results vs Targets: Access to Water



# Communication of Results



**2016 ANNUAL REPORT**

**HELVETAS** Swiss Intercooperation

- 378,290 people gained access to clean drinking water.
- 577,283 people attended training to reach to the point of their farms to a sustainable channel.
- 1,143,306 people got improved access to markets, hospitals and schools thanks to bridges and roads.
- 430,302 people benefited from better commercialization of their farm products.
- 101,066 people received services in sanitation facilities.
- 350,299 people attended courses at which they learned about their civil rights and democratic structures about education, justice, migration and peace-building.
- 170,751 people - children as well as adults - attended primary schools or literacy courses.
- 54,252 people attended vocational colleges or trainings.
- 592,382 people have gained access to land and forests and/or prepared themselves to adapt agricultural production to the effects of climate change.

**A BETTER LIFE FOR 3,787,830 PEOPLE**

Results used for **communication to the public** in our annual report and via sample projects our website



Knowledge combined with praxis  
**ADVISORY SERVICE**

Our team offers services in six areas of development work and contributes expertise to international networks.

[Find out more](#)

Rural roof water harvesting  
**ETHIOPIA**



Auf der Suche nach  
**HELVETAS SCHWEIZ**

Vous cherchez Helvetas en Suisse

[www.helvetas.ch](http://www.helvetas.ch)

**830'237**

The number of people who were advised and trained in agriculture, forestry or animal husbandry in 2014.

« Helvetas works hand in hand with people in the south and its actions are grounded in reality. This deserves recognition. »

FORMER FEDERAL COUNCIL, RUTH DREIFUSS



Informal arena  
**HELVETAS BLOGS**

HELVETAS Swiss Intercooperation reports  
**NEWS**

01 June 2016

Discover our  
**KEYSTONE PROJECTS**

**ETHIOPIA**

# Thank you for your attention!

